



Luke Collins
Rockingham City

Age

-

Birth country

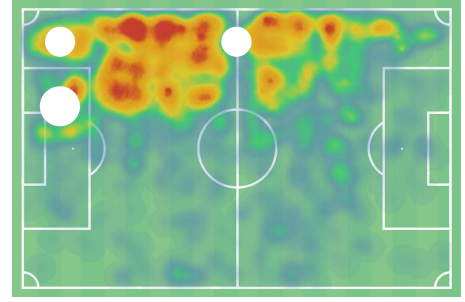


Australia

Passport country





Australia





CAREER OVERVIEW

2021

	Team	Minutes played	Appearances / Starting lineup	Yellow / Red cards
 Western Australia NPL	 Rockingham City	1659	20 / 19	5 / 0

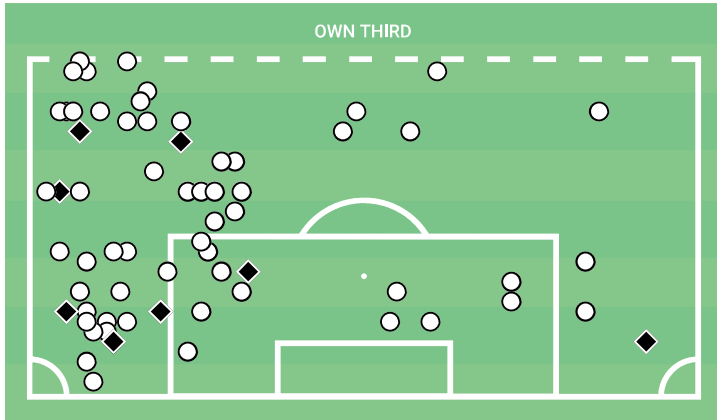
2020

 Western Australia NPL	 Rockingham City	1306	16 / 15	1 / 0
---	---	------	---------	-------

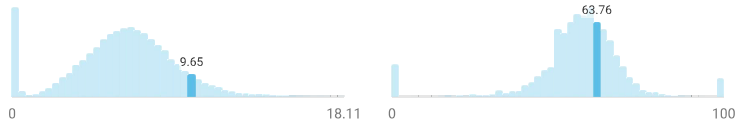


Won defensive duels in own third

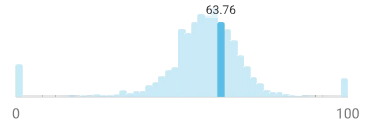
○ Defensive duel ■ Interception ◆ Sliding tackle



Defensive duels / 90



Defensive duels won, %

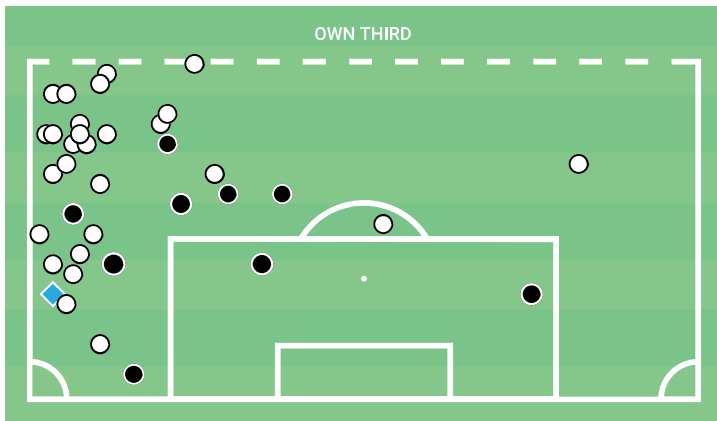


L. Collins stats compared to other field players in the last year in Western Australia NPL

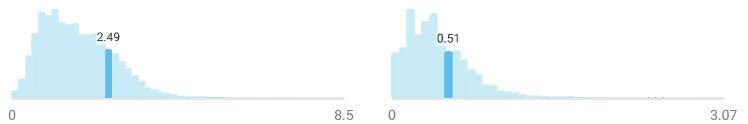
Zone	Won duels	Interceptions	Sliding tackles
Left flank	38	0	5
Zone 14	14	0	1
Penalty area	14	0	1
Right flank	4	0	1
Total	70	0	8

Lost defensive duels in own third

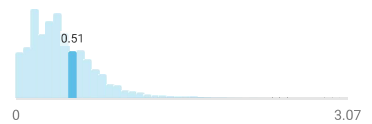
○ Duel ● With shot ◆ Goal □ Foul ■ Yellow card ■ Red card



Losses in own third / 90



Dangerous losses / 90



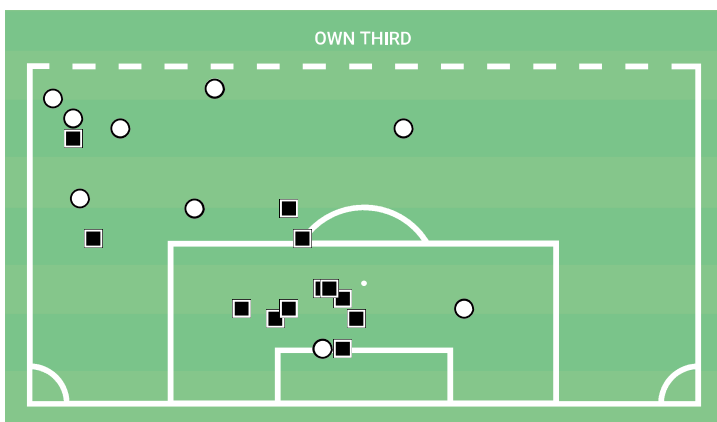
L. Collins stats compared to other field players in the last year in Western Australia NPL

Zone	Lost duels	Shots after / on target	xG	Goals after
Left flank	27	4 / 2	0.40	1
Zone 14	8	4 / 0	0.19	-
Penalty area	2	2 / 0	0.25	-
Right flank	1	-	-	-
Total	38	10 / 2	0.84	1

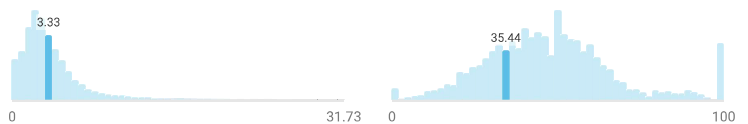
ABILITY SPORTS MANAGEMENT

Aerial duels in own third

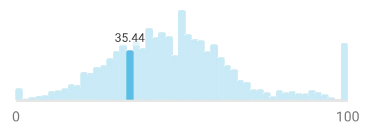
○ Won ■ Lost



Aerial duels / 90



Aerial duels won, %

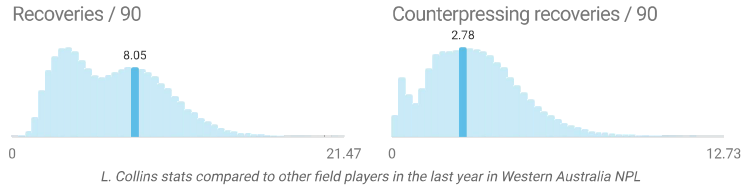
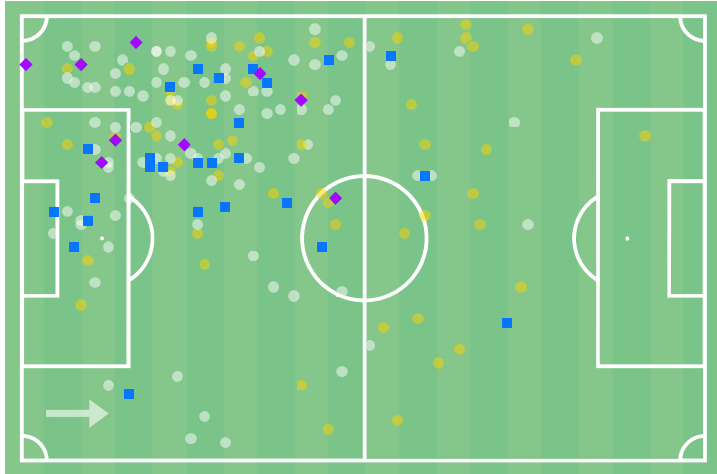


L. Collins stats compared to other field players in the last year in Western Australia NPL

Zone	Duels / won
Penalty area	10 / 2 20%
Left flank	6 / 4 66.7%
Zone 14	5 / 3 60%
Total	21 / 9 42.9%

Recoveries

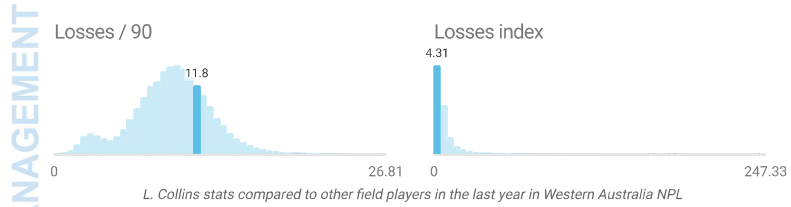
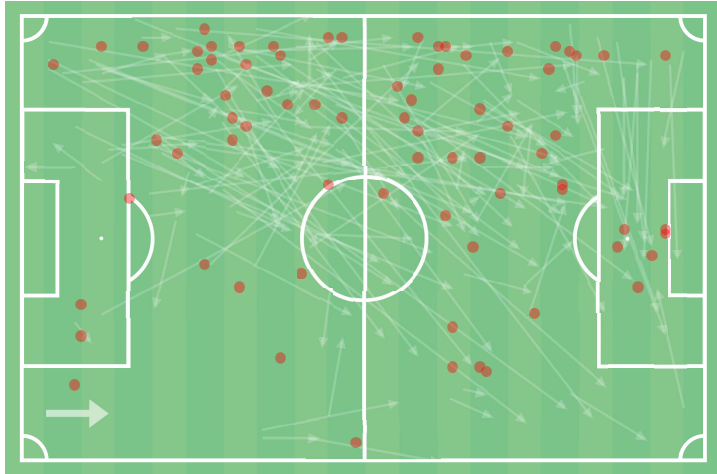
● Positioning ● Counterpressing ■ Interception ◆ Sliding tackle



Third	Recoveries	Counterpressing	Interceptions	Sliding tackles
Own third	112	31	19	6
Central third	61	26	7	3
Final third	12	8	1	0
Total	185	65	27	9

Losses

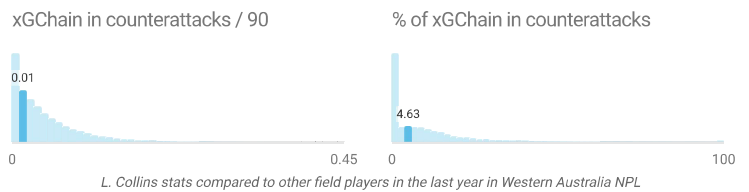
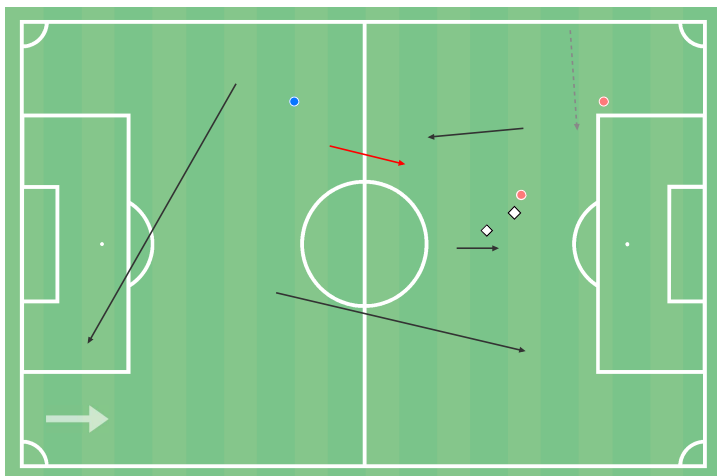
— Inaccurate pass ● Lost duel



Third	Losses
Own third	77
Central third	81
Final third	55
Total	213

Actions in counterattacks

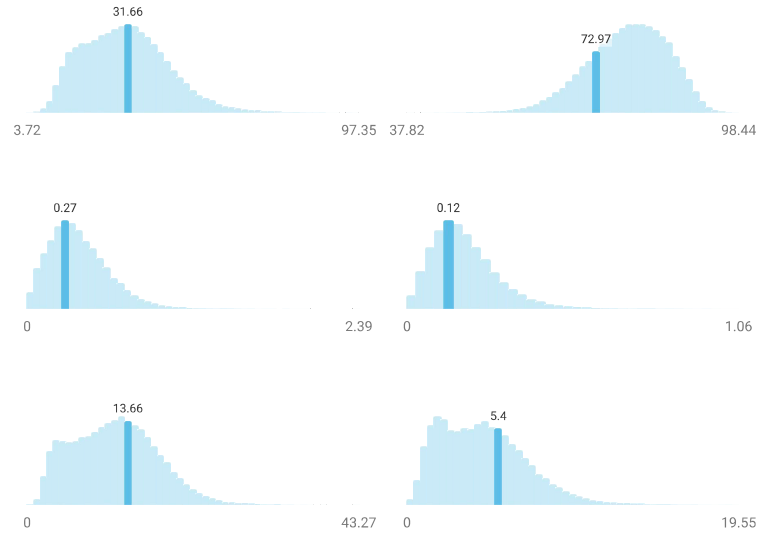
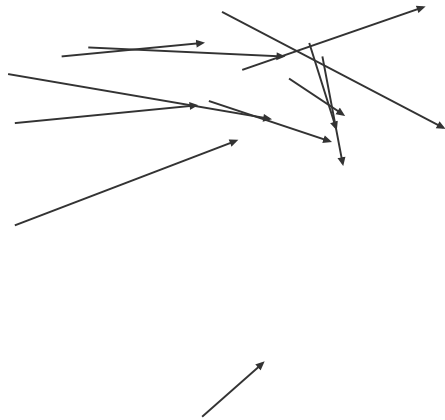
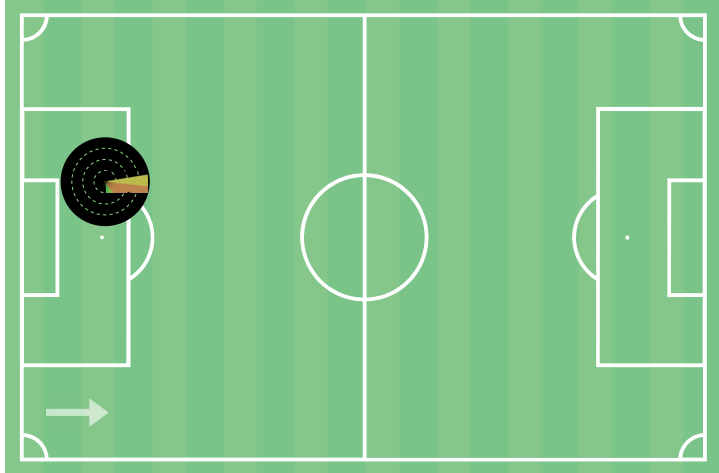
— Accurate pass - - Inaccurate pass — Acceleration ● Won dribble ● Lost dribble ◆ Shot



Passing in key areas

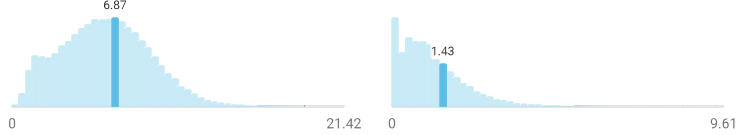
Rays show directions and average pass length for zones with more than 10% of all passes

● Accuracy 0-50% ● 50-70% ● 70-80% ● 80-90% ● 90-100%

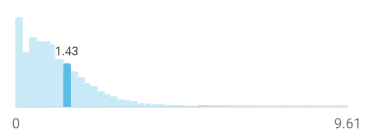


ABILITY SPORTS MANAGEMENT

Progressive passes / 90



Progressive runs / 90

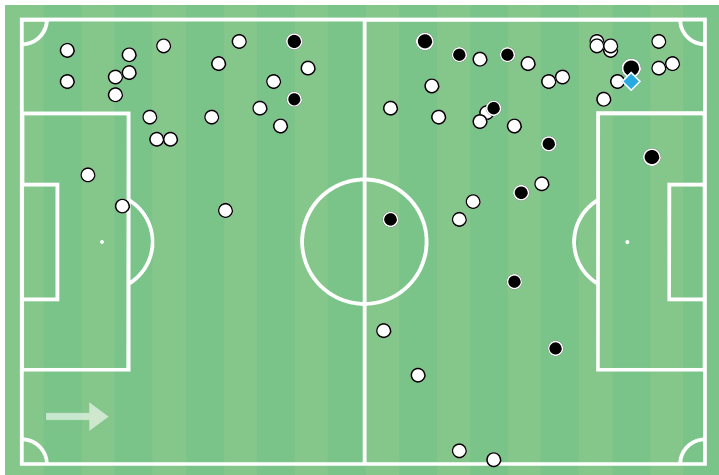


L. Collins stats compared to other field players in the last year in Western Australia NPL

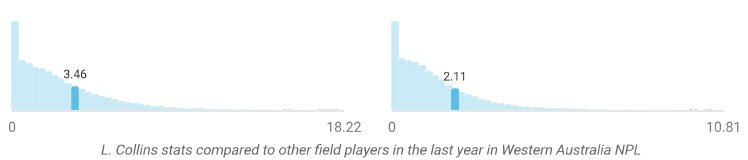
Distance	Prog. passes / accurate	Events after prog. runs
0-20m	52 / 20 38.5%	Loss 69.7%
20-30m	31 / 21 67.7%	Accurate pass 21.2%
30-40m	31 / 21 67.7%	Shot 9.1%
40m+	31 / 24 77.4%	
Total	145 / 86 59.3%	

Dribbles

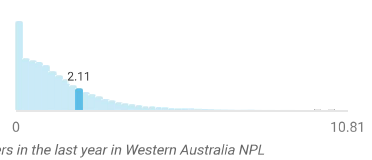
○ Kept possession ● Followed by a shot ◆ Followed by a goal



Dribbles / 90



Successful dribbles / 90



L. Collins stats compared to other field players in the last year in Western Australia NPL

Opponent position	Dribbles / kept possession	Shots after / on target	xG	Goals after
CF	18 / 16 88.9%	3 / 1 0.04	-	-
RB	13 / 9 69.2%	3 / 3 0.23	1	-
AMF	12 / 10 83.3%	2 / 0 0.03	-	-
CB	9 / 7 77.8%	2 / 2 0.46	-	-
DMF	9 / 8 88.9%	2 / 0 0.10	-	-
Total	74 / 58 78.4%	14 / 6 0.93	1	



Match	Minutes played	Total actions / successful	Goals	Assists	Shots / on target	xG	Passes / accurate	Crosses / accurate	Dribbles / successful	Duels / won	Aerial duels / won	Yellow / Red cards
Floreat Athena - Rockingham City 5:1 04.09.2021	94	68 / 41 60.3%	-	-	-	-	47 / 35 74.5%	-	3 / 3 100%	12 / 6 50%	3 / 0 0%	-
Rockingham City - Perth 0:1 28.08.2021	96	93 / 59 63.4%	-	-	2 / 1 50%	0.03	48 / 35 72.9%	1 / 0 0%	5 / 3 60%	29 / 17 58.6%	3 / 1 33.3%	-
Perth Glory Under 21 - Rockingham City 2:0 21.08.2021	95	62 / 30 48.4%	-	-	2 / 0 0%	0.06	28 / 20 71.4%	2 / 0 0%	1 / 0 0%	16 / 9 56.3%	2 / 2 100%	-
Rockingham City - Balcatta 0:3 14.08.2021	96	126 / 70 55.6%	-	-	2 / 1 50%	0.02	59 / 40 67.8%	1 / 0 0%	14 / 6 42.9%	46 / 22 47.8%	7 / 3 42.9%	-
Rockingham City - Inglewood United 2:1 07.08.2021	96	82 / 48 58.5%	-	-	1 / 0 0%	0.02	41 / 30 73.2%	-	4 / 4 100%	29 / 15 51.7%	6 / 2 33.3%	-
Sorrento - Rockingham City 3:1 31.07.2021	97	77 / 27 35.1%	-	-	3 / 0 0%	0.02	29 / 14 48.3%	1 / 0 0%	2 / 2 100%	31 / 12 38.7%	12 / 2 16.7%	-
Rockingham City - Gwelup Croatia 2:1 18.07.2021	62	53 / 19 35.8%	1	-	3 / 1 33.3%	0.38	17 / 11 64.7%	-	1 / 0 0%	18 / 7 38.9%	2 / 0 0%	1 / 1
Armadale - Rockingham City 0:5 10.07.2021	95	56 / 26 46.4%	-	-	1 / 1 100%	0.03	17 / 13 76.5%	3 / 1 33.3%	1 / 1 100%	30 / 10 33.3%	5 / 1 20%	-
Rockingham City - Cockburn City 0:2 26.06.2021	94	50 / 37 74%	-	-	1 / 0 0%	0.04	32 / 25 78.1%	1 / 0 0%	1 / 1 100%	10 / 7 70%	1 / 1 100%	-
Rockingham City - Bayswater City 0:1 12.06.2021	98	78 / 52 66.7%	-	-	-	-	41 / 33 80.5%	-	1 / 0 0%	30 / 17 56.7%	5 / 3 60%	1 / 0
Rockingham City - Floreat Athena 1:2 05.06.2021	97	46 / 35 76.1%	-	-	-	-	21 / 18 85.7%	-	1 / 1 100%	16 / 12 75%	1 / 1 100%	1 / 0
Rockingham City - Perth Glory Under 21 2:3 22.05.2021	93	60 / 44 73.3%	-	-	-	-	30 / 22 73.3%	1 / 1 100%	3 / 3 100%	24 / 21 87.5%	1 / 1 100%	-
Perth - Rockingham City 1:0 08.05.2021	97	78 / 48 61.5%	-	-	-	-	43 / 31 72.1%	-	5 / 2 40%	28 / 17 60.7%	3 / 2 66.7%	-
Inglewood United - Rockingham City 4:1 01.05.2021	49	29 / 15 51.7%	-	-	-	-	20 / 14 70%	1 / 0 0%	1 / 0 0%	8 / 1 12.5%	2 / 0 0%	-
ECU Joondalup - Rockingham City 2:0 17.04.2021	92	72 / 25 34.7%	-	-	-	-	16 / 11 68.8%	2 / 0 0%	4 / 4 100%	24 / 13 54.2%	1 / 1 100%	-
Rockingham City - Armadale 1:1 10.04.2021	62	55 / 21 38.2%	-	-	1 / 0 0%	0.05	16 / 11 68.8%	1 / 0 0%	4 / 3 75%	24 / 10 41.7%	3 / 1 33.3%	1 / 0
Gwelup Croatia - Rockingham City 4:0 03.04.2021	58	39 / 14 35.9%	-	-	1 / 0 0%	0.10	13 / 9 69.2%	1 / 0 0%	1 / 0 0%	18 / 5 27.8%	1 / 0 0%	1 / 0
Cockburn City - Rockingham City 0:1 27.03.2021	97	93 / 53 57%	-	-	1 / 1 100%	0.17	38 / 27 71.1%	1 / 0 0%	4 / 2 50%	37 / 24 64.9%	6 / 3 50%	-
Bayswater City - Rockingham City 3:0 20.03.2021	96	50 / 32 64%	-	-	1 / 0 0%	0.09	24 / 21 87.5%	1 / 0 0%	2 / 1 50%	19 / 9 47.4%	2 / 1 50%	-
Balcatta - Rockingham City 2:1 03.10.2020	95	98 / 47 48%	1	-	2 / 1 50%	0.28	30 / 23 76.7%	4 / 1 25%	9 / 7 77.8%	52 / 22 42.3%	5 / 2 40%	-
Rockingham City - Inglewood United 2:2 26.09.2020	94	102 / 57 55.9%	-	-	1 / 0 0%	0.07	50 / 40 80%	1 / 0 0%	3 / 2 66.7%	34 / 16 47.1%	2 / 1 50%	1 / 0
Perth - Rockingham City 5:0 19.09.2020	94	81 / 43 53.1%	-	-	1 / 1 100%	0.04	28 / 22 78.6%	2 / 1 50%	4 / 2 50%	38 / 20 52.6%	4 / 0 0%	-
Perth Glory Under 21 - Rockingham City 5:1 16.09.2020	91	69 / 40 58%	-	-	2 / 2 100%	0.20	30 / 24 80%	4 / 2 50%	7 / 3 42.9%	30 / 11 36.7%	-	-
Rockingham City - Bayswater City 0:1 12.09.2020	97	77 / 32 41.6%	-	-	1 / 0 0%	0.05	33 / 19 57.6%	2 / 0 0%	1 / 0 0%	33 / 9 27.3%	2 / 0 0%	-
Gwelup Croatia - Rockingham City 7:2 05.09.2020	92	91 / 61 67%	-	-	1 / 1 100%	0.06	50 / 38 76%	4 / 1 25%	3 / 2 66.7%	35 / 22 62.9%	4 / 2 50%	-
Rockingham City - Cockburn City 0:3 29.08.2020	98	67 / 41 61.2%	-	-	2 / 0 0%	0.15	33 / 30 90.9%	1 / 1 100%	3 / 0 0%	23 / 11 47.8%	3 / 3 100%	-
Bayswater City - Rockingham City 1:3 22.08.2020	99	63 / 24 38.1%	-	1	2 / 1 50%	0.06	20 / 15 75%	1 / 0 0%	3 / 1 33.3%	23 / 7 30.4%	3 / 0 0%	-
Rockingham City - ECU Joondalup 0:4 15.08.2020	95	70 / 34 48.6%	-	-	1 / 1 100%	0.06	24 / 16 66.7%	2 / 1 50%	3 / 2 66.7%	31 / 15 48.4%	-	-
Inglewood United - Rockingham City 2:1 12.08.2020	92	77 / 42 54.5%	-	-	1 / 0 0%	0.03	39 / 24 61.5%	6 / 1 16.7%	4 / 3 75%	31 / 16 51.6%	5 / 0 0%	-
Rockingham City - Perth 2:4 08.08.2020	96	65 / 32 49.2%	-	-	2 / 1 50%	0.13	26 / 21 80.8%	1 / 0 0%	3 / 3 100%	22 / 10 45.5%	2 / 0 0%	-
Rockingham City - Balcatta 0:0 01.08.2020	92	70 / 31 44.3%	-	-	-	-	28 / 17 60.7%	3 / 0 0%	7 / 2 28.6%	32 / 13 40.6%	7 / 2 28.6%	-
Floreat Athena - Rockingham City 4:0 25.07.2020	34	33 / 17 51.5%	-	-	1 / 0 0%	0.01	12 / 11 91.7%	1 / 1 100%	2 / 1 50%	12 / 5 41.7%	2 / 0 0%	-
Rockingham City - Armadale 1:4 18.07.2020	65	36 / 17 47.2%	-	-	1 / 1 100%	0.02	13 / 6 46.2%	2 / 0 0%	-	16 / 10 62.5%	4 / 1 25%	-
Perth Glory Under 21 - Rockingham City 5:0 11.07.2020	94	67 / 34 50.7%	-	-	-	-	28 / 21 75%	2 / 0 0%	1 / 1 100%	27 / 13 48.1%	4 / 1 25%	-
Rockingham City - Sorrento 1:6 04.07.2020	47	35 / 18 51.4%	-	-	1 / 0 0%	0.20	15 / 13 86.7%	1 / 0 0%	2 / 0 0%	14 / 5 35.7%	1 / 0 0%	-



XG (EXPECTED GOALS)

A metric that assigns to every shot a probability (based on historical stats) of how likely it is to score from the position, type of assist, preceding events etc. A modern metric that allows to study the results of the matches with more stress on predictability of moments creation and less on pure luck.

XA (EXPECTED ASSISTS)

xA value for a pass is a value of expected goals (xG) or the shot that this pass led to.

ATTACK CONTRIBUTION (XGCHAIN)

A metric that assigns the xG value of a shot to every player that made any action in the attack that led to the shot. A general-purpose metric for attacking contribution.

BUILD UP (XGBUILDUP)

xGChain not counting the xG value of the actual shot and the xA value of the shot assist. This metric is most useful to evaluate player contribution in deeper-lying playmaking or buildup play.

CROSS

A ball played from a flank of the pitch aimed to find a teammate in the area in front of the goal.

TOUCH IN PENALTY AREA

Any action that happens in the opponent penalty area.

FORWARD / BACK / LATERAL PASS

Passes are quantified in quadrants of 45°. The passes to the side of the field with the length more than 12 meters are considered lateral.

LONG PASS

A targeted or untargeted pass, longer than 45 meters for a ground pass or typically longer than 25 meters for high pass.

THROUGH PASS

Direct pass in the empty space behind the defensive line or between two or more defenders, trying to put the attacking player alone against the goalkeeper.

KEY PASS

An important intended pass that creates a clear opportunity for scoring a goal, which is then missed by the assisted player. The key pass means the player who made it is the main creator of the clear goal situation.

SECOND / THIRD ASSIST

A second assist is a pass that immediately leads to an assist. A third assist is a pass that leads to a second assist. Not every assist is guaranteed to have second/third assists to it.

PROGRESSIVE RUN

A run is considered progressive if the distance before the starting point and the last touch of the player is:

- 30 meters, if starting and finishing points there are in own half
- 15 meters, if starting and finishing points there are in other halves
- 10 meters, if starting and finishing points there are in opponent half

PROGRESSIVE PASS

A pass that moves the ball considerably forward. The minimal requirement for a progressive path progression towards opponent goal is:

- 30 meters, if starting and finishing points there are in own half
- 15 meters, if starting and finishing points there are in other halves
- 10 meters, if starting and finishing points there are in opponent half

DEEP COMPLETION

A pass (excluding crosses) that was received in a 20-meter radius from the opponent goal line.

CARRY

A continuous ball control by one player.

OFF THE BALL MOVEMENT

A significant movement without the ball in an empty space.

DEFENSIVE DUEL

A duel that happened when opponent team was in the possession of the ball.

OFFENSIVE DUEL

A duel that happened when the player was in the possession of the ball.

DRIBBLE

An attempt to dribble past the opposite player. The player that has the possession of the ball is using his technique, vision, feints and false moves to pass the opposite player or to find a free zone for the next action.

LOSS

Any action that ends a possession of the current team.

DANGEROUS LOSS

A loss on own half that leads to a shot by the opponent within 20 seconds.

RECOVERY

Any action that ends a possession of the opposition team (the last action of this possession is a loss) and starts a possession for current team.

TRANSITION

Active change in the possession of the ball. Depending on what third of field it took place in, it's divided into Low, Medium and High.

ATTACK

A possession that includes at least one action in opponent's final third.

POSITIONAL ATTACK

Any open play (i.e., not from a set piece) attack that is not considered a counterattack.

COUNTERATTACK

An attack that includes a quick transition, attempting to get advantage of the opponent being out of positions.

ZONE 14

A piece of final third in front of penalty area. This area is most favourable to produce dangerous attacks.