



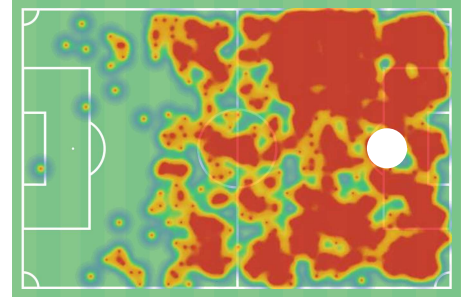
**John Roberts**  
Heidelberg United

Age  
**20**  
20.01.2001

Strong foot  
  
Right





Birth country  
  
Australia

Passport country  
  
Australia



## CAREER OVERVIEW

### 2021

	Team	Minutes played	Appearances / Starting lineup	Yellow / Red cards
 New South Wales NPL	 Mt Druitt Town	709	10 / 8	1 / 0
 Victoria NPL	 Heidelberg United	326	7 / 3	0 / 0



### 2020

 New South Wales NPL	 Mt Druitt Town	584	7 / 6	0 / 0
--	---	-----	-------	-------

### 2020 SUSPENDED

 New South Wales NPL	 Mt Druitt Town	180	2 / 2	1 / 0
---	--	-----	-------	-------

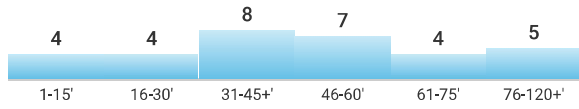
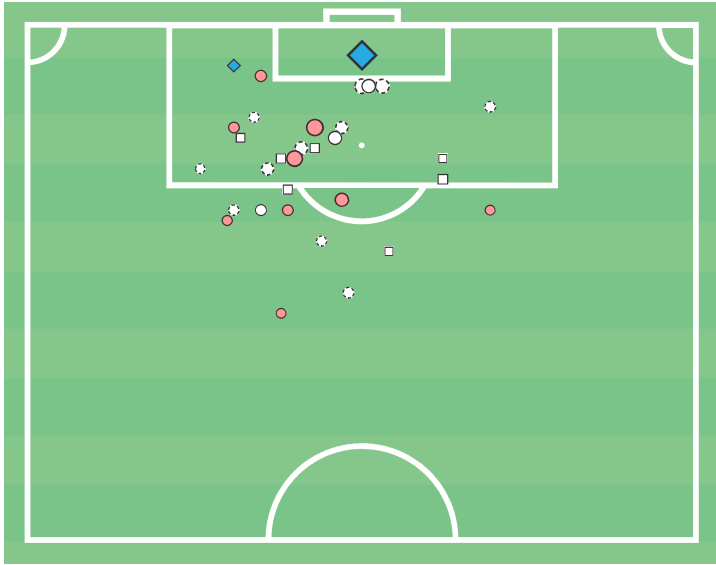
### 2018 Indonesia

 AFC U19 Championship	 Australia U19	30	1	0 / 0
--	---	----	---	-------


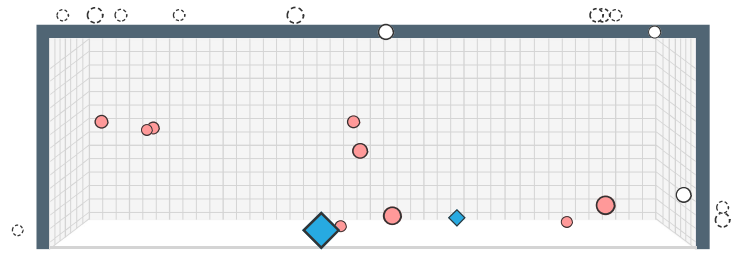


### Shots

◆ Goal ● On goal ○ Wide ○ On post □ Blocked



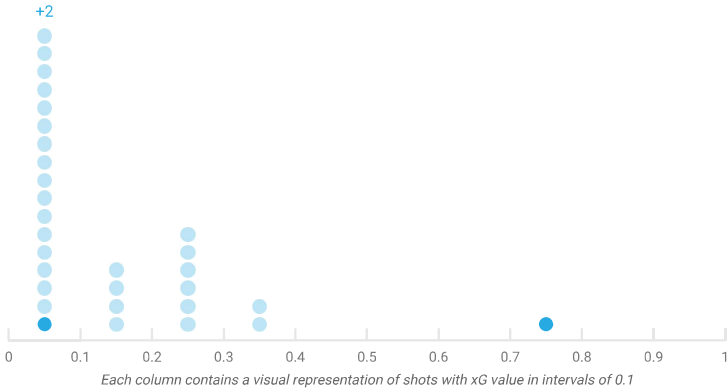
Player's shots in the last calendar year



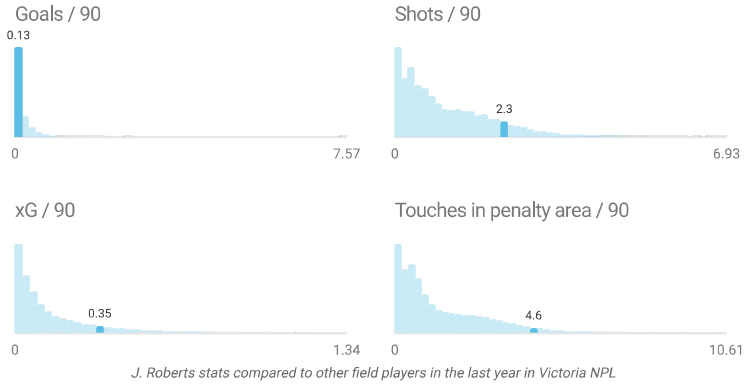
	Shots / on target	%	xG	Goals	Goal conversion
<b>Total</b>	<b>32 / 11</b>	<b>34.4%</b>	<b>4.55</b>	<b>2</b>	<b>6.3%</b>
Inside penalty area	21 / 6	28.6%	3.74	2	9.5%
Outside penalty area	11 / 5	45.5%	0.81	0	0%
After crosses	3 / 0	0%	0.46	0	0%
After set pieces	5 / 1	20%	1.35	1	20%
DFKs and penalties	-	-	-	-	-

### xG bucket distribution

● Shot ● Goal



ABILITY SPORTS MANAGEMENT

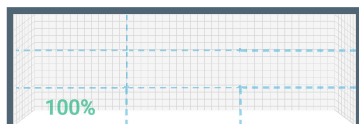


### Penalties taken

● Scored



PENALTY CONVERSION



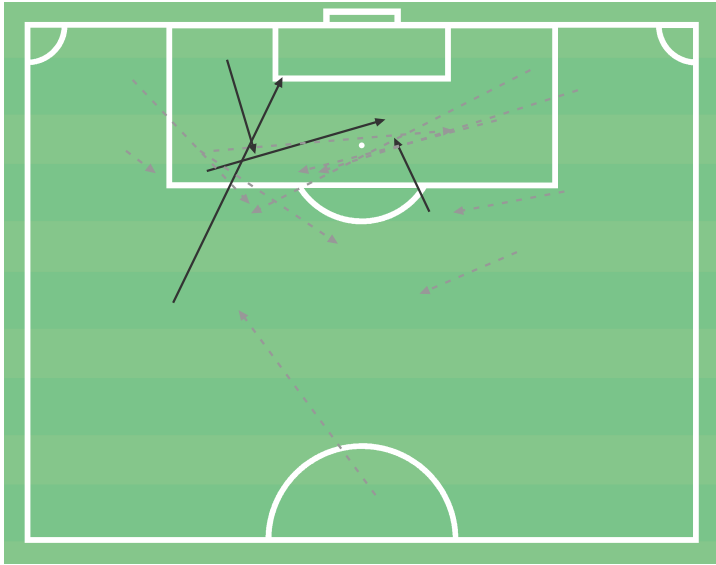
Showing all penalties taken from 2015

Date	Match	Goalkeeper	Outcome
22.08.2020	Mt Druitt Town 4 – 3 Sydney United	T. Manos	●



### Shot assists

— Assist    - - Shot assist

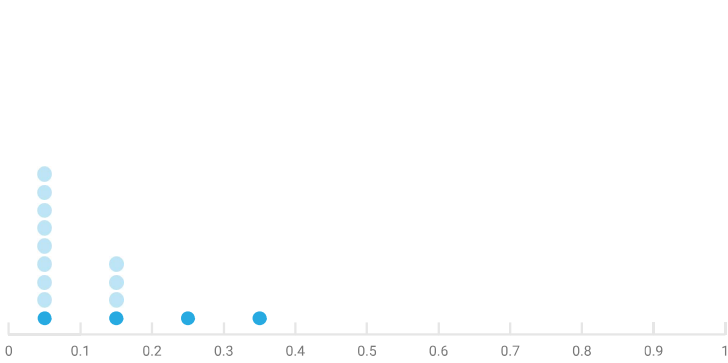


Player's shot assists in the last calendar year

Receiver	Shot assists	xA	Assists
T. Tsujimura	1	0.38	1
C. Coskerie	2	0.35	1
L. Ninkovic	1	0.25	1
J. Stewart	3	0.24	1
F. Kamada	2	0.16	0
Mitchell Smith	1	0.09	0
J. Perez	1	0.08	0

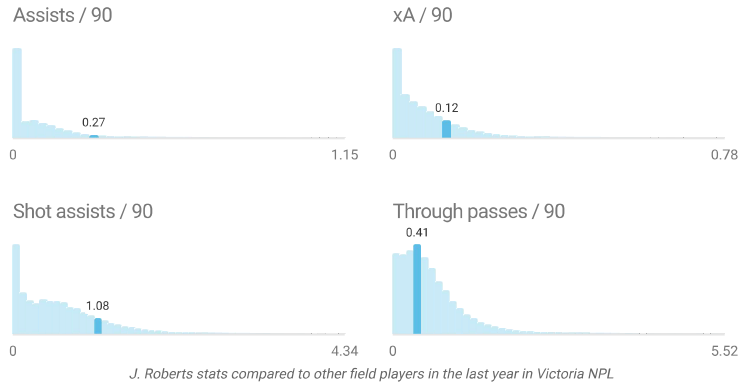
### xA bucket distribution

● Shot    ● Goal



Each column contains a visual representation of shot assists with xA value in intervals of 0.1

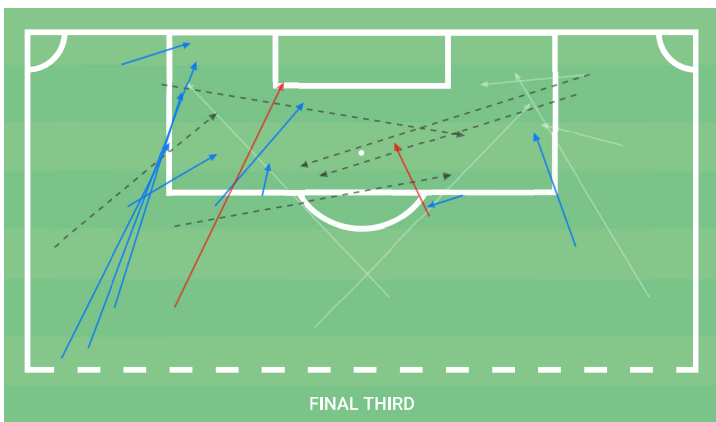
ABILITY SPORTS MANAGEMENT



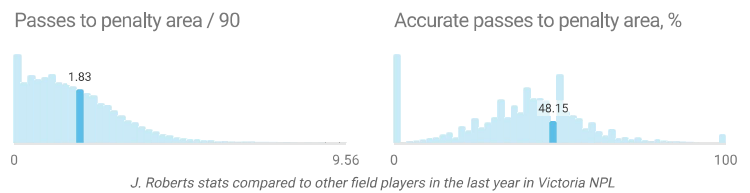
J. Roberts stats compared to other field players in the last year in Victoria NPL

### Penalty area deliveries

— Pass    - - Cross    — Key pass    — Carry



FINAL THIRD



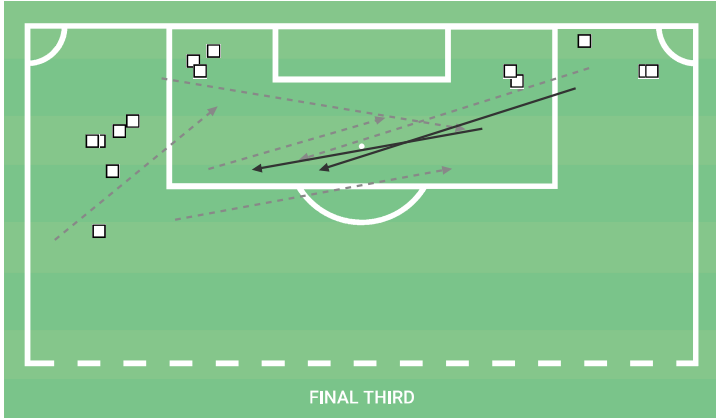
J. Roberts stats compared to other field players in the last year in Victoria NPL

	Passes / accurate	Crosses / accurate	Key passes	Carries
Left flank	1 / 1 100%	10 / 3 30%	1	6
Center	4 / 3 75%	-	1	2
Right flank	3 / 3 100%	6 / 2 33.3%	0	1
<b>Total</b>	<b>8 / 7 87.5%</b>	<b>16 / 5 31.3%</b>	<b>2</b>	<b>9</b>



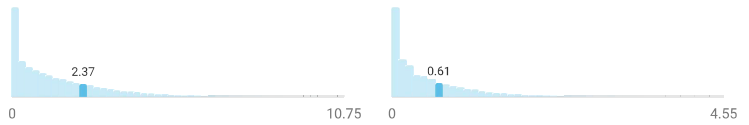
### Crosses

□ Unsuccessful -- High cross — Ground cross



Flank	Crosses / successful	Ground crosses / cutbacks	xA	Assists
Left	13 / 4 30.8%	4 / 1	0.25	1
Right	8 / 3 37.5%	7 / 2	0.09	-
<b>Total</b>	<b>21 / 7 33.3%</b>	<b>11 / 3</b>	<b>0.33</b>	<b>1</b>

Crosses / 90



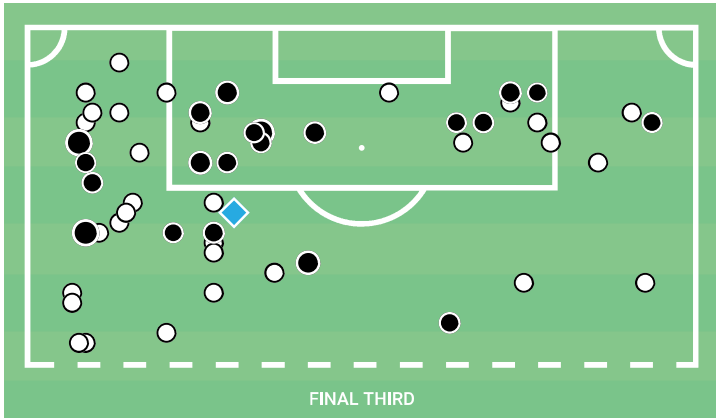
Accurate crosses / 90



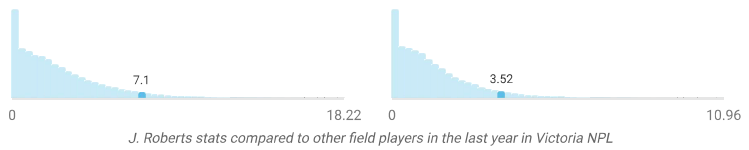
Receiver	Crosses / ground	Shot assists	xA	Assists
T. Strickland	1 / 1	-	-	-
J. Wilkins	1 / 0	-	-	-
L. Ninkovic	1 / 0	1	0.25	1
J. Stewart	1 / 0	-	-	-
Mitchell Smith	1 / 1	1	0.09	-
F. Kamada	1 / 0	-	-	-
T. Tsujimura	1 / 0	-	-	-

### Dribbles in final third

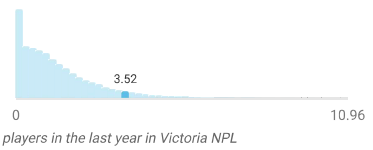
○ Kept possession ● Followed by a shot ◆ Followed by a goal



Dribbles / 90



Successful dribbles / 90



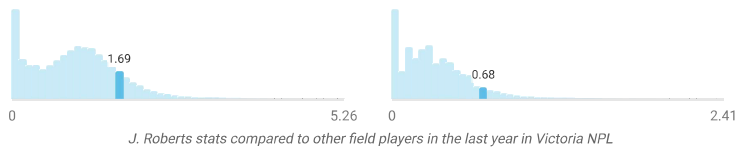
Opponent position	Dribbles / kept possession	Shots after / on target	xG	Goals after
CB	30 / 18 60%	6 / 4	0.90	-
RB	20 / 12 60%	5 / 3	0.95	1
LB	10 / 6 60%	2 / 1	0.07	-
CMF	5 / 5 100%	3 / 1	0.59	-
RW	5 / 4 80%	2 / 0	0.15	-
<b>Total</b>	<b>79 / 52 65.8%</b>	<b>22 / 10</b>	<b>3.23</b>	<b>1</b>

### Recoveries in final third

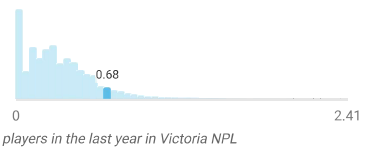
○ Counterpressing □ Positional pressing ● With shot ◆ Goal



Recoveries in final third / 90



Dangerous recoveries / 90

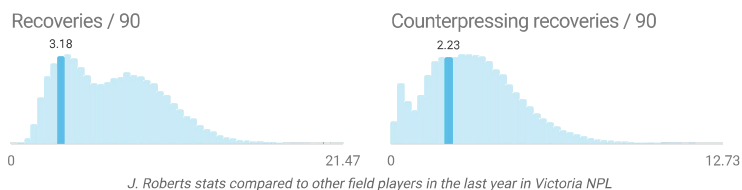
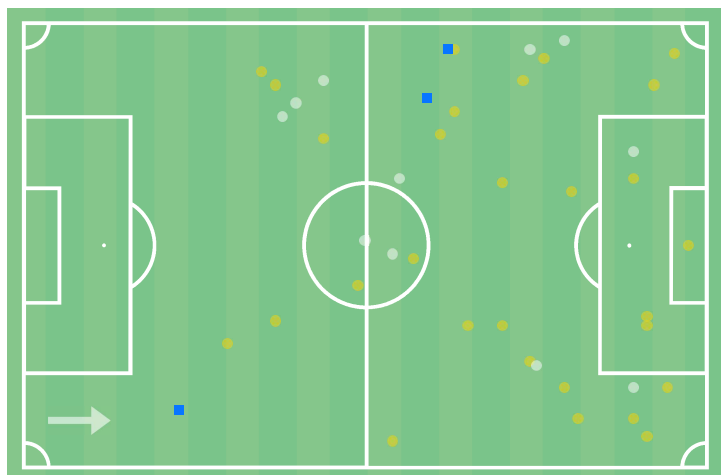


Zone	Recoveries	Shots after / on target	xG	Goals after
Right flank	6	1 / 0	0.09	-
Left flank	6	1 / 0	0.08	-
Penalty area	5	5 / 3	1.30	1
Zone 14	4	-	-	-
<b>Total</b>	<b>21</b>	<b>7 / 3</b>	<b>1.46</b>	<b>1</b>



## Recoveries

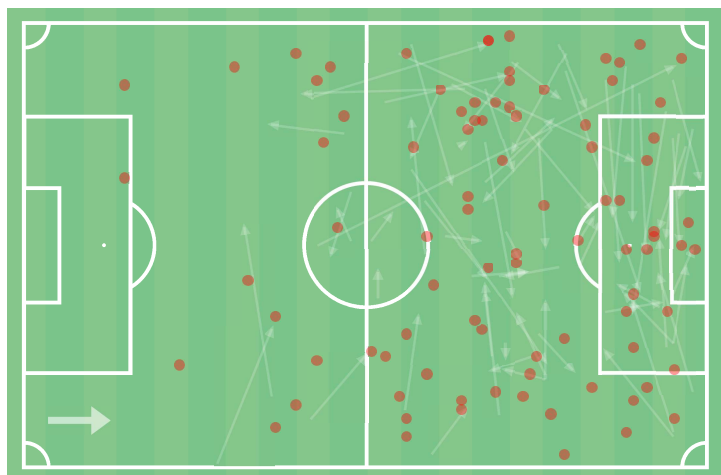
● Positioning ● Counterpressing ■ Interception



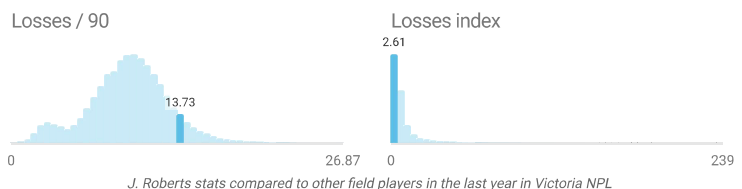
Third	Recoveries	Counterpressing	Interceptions	Sliding tackles
Own third	2	1	1	0
Central third	19	11	2	0
Final third	22	17	0	0
<b>Total</b>	<b>43</b>	<b>29</b>	<b>3</b>	<b>0</b>

## Losses

— Inaccurate pass ● Lost duel



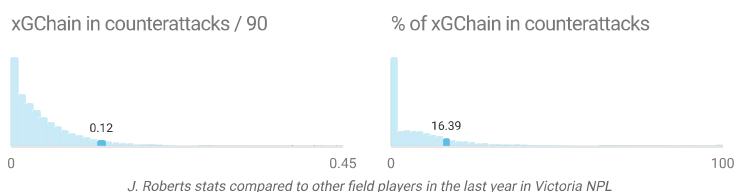
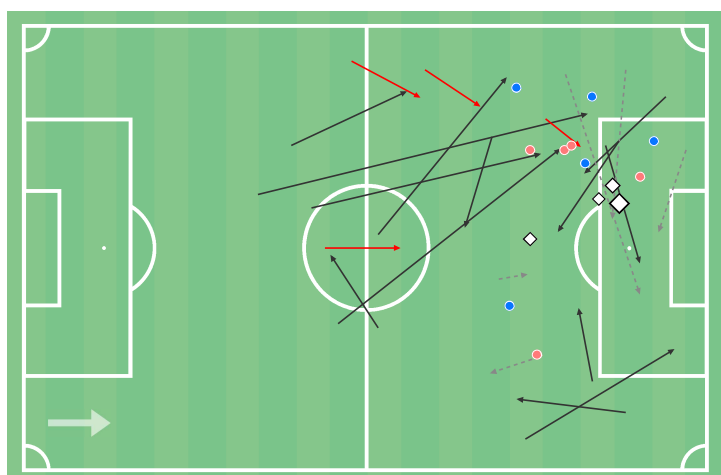
ABILITY SPORTS MANAGEMENT



Third	Losses
Own third	6
Central third	50
Final third	100
<b>Total</b>	<b>156</b>

## Actions in counterattacks

— Accurate pass - - Inaccurate pass — Acceleration ● Won dribble ● Lost dribble ◆ Shot

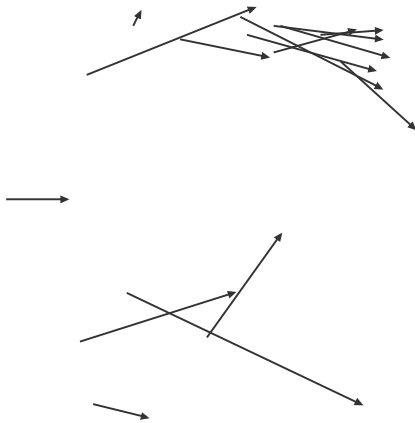
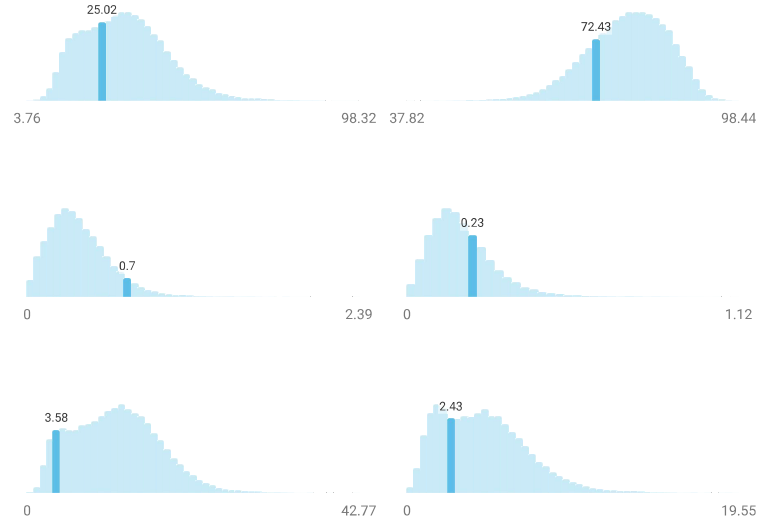
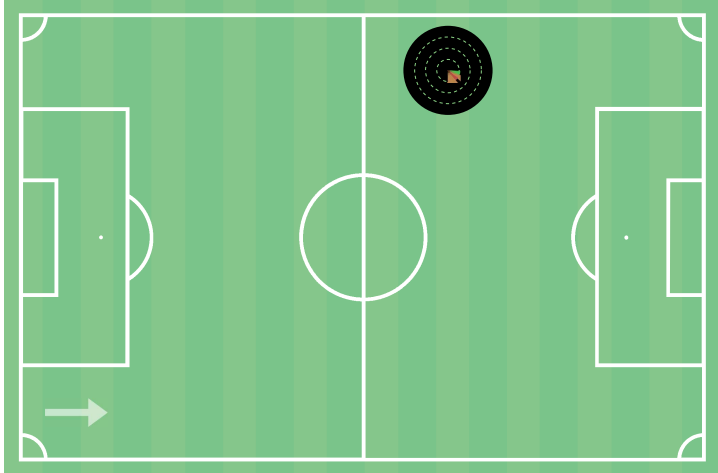




## Passing in key areas


Rays show directions and average pass length for zones with more than 10% of all passes

● Accuracy 0-50% ● 50-70% ● 70-80% ● 80-90% ● 90-100%

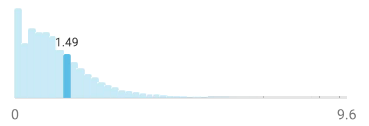


ABILITY SPORTS MANAGEMENT

Progressive passes / 90



Progressive runs / 90



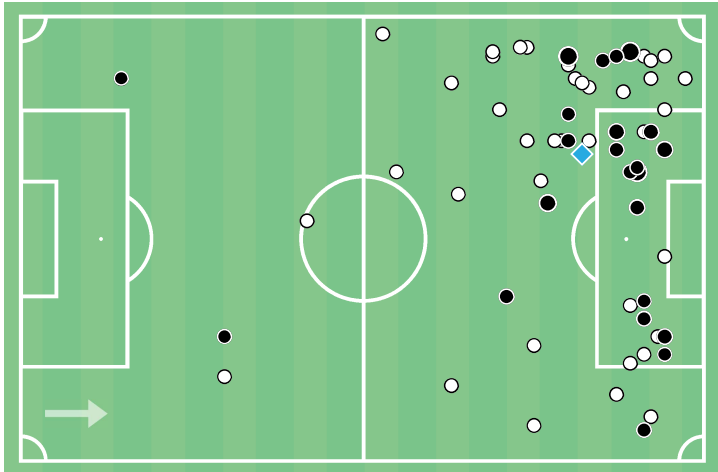
*J. Roberts stats compared to other field players in the last year in Victoria NPL*

Distance	Prog. passes / accurate
0-20m	15 / 10 66.7%
20-30m	11 / 8 72.7%
30-40m	7 / 7 100%
40m+	3 / 3 100%
<b>Total</b>	<b>36 / 28 77.8%</b>

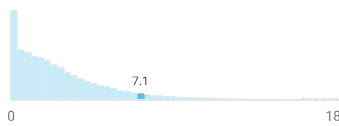
Events after prog. runs	
<b>Loss</b>	<b>47.6%</b>
<b>Accurate pass</b>	<b>42.9%</b>

## Dribbles

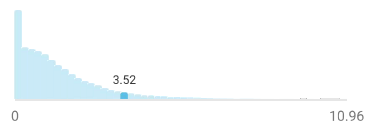
○ Kept possession ● Followed by a shot ◆ Followed by a goal



Dribbles / 90



Successful dribbles / 90



*J. Roberts stats compared to other field players in the last year in Victoria NPL*

Opponent position	Dribbles / kept possession	Shots after / on target	xG	Goals after
CB	34 / 19 55.9%	6 / 4 0.90	-	-
RB	21 / 12 57.1%	5 / 3 0.95	1	-
LB	12 / 8 66.7%	3 / 1 0.10	-	-
CMF	11 / 8 72.7%	4 / 1 0.60	-	-
RW	6 / 4 66.7%	2 / 0 0.15	-	-
<b>Total</b>	<b>96 / 60 62.5%</b>	<b>24 / 10 3.26</b>	<b>1</b>	



Match	Minutes played	Total actions / successful	Goals	Assists	Shots / on target	xG	Passes / accurate	Crosses / accurate	Dribbles / successful	Duels / won	Aerial duels / won	Yellow / Red cards
Heidelberg United - Dandenong Thunder 0:1 01.08.2021	60	71 / 41 57.7%	-	-	2 / 0 0%	0.08	36 / 27 75%	2 / 0 0%	5 / 4 80%	28 / 12 42.9%	5 / 3 60%	-
Heidelberg United - Bentleigh Greens 0:3 11.07.2021	97	61 / 29 47.5%	-	-	-	-	26 / 17 65.4%	4 / 1 25%	8 / 4 50%	29 / 12 41.4%	3 / 0 0%	-
Heidelberg United - Melbourne Knights 2:2 04.07.2021	96	74 / 41 55.4%	-	-	3 / 2 66.7%	0.70	30 / 23 76.7%	4 / 1 25%	10 / 5 50%	31 / 14 45.2%	4 / 2 50%	-
Dandenong City - Heidelberg United 4:3 25.06.2021	30	18 / 10 55.6%	-	1	-	-	5 / 4 80%	2 / 1 50%	3 / 3 100%	10 / 6 60%	3 / 1 33.3%	-
Heidelberg United - Green Gully 1:0 20.06.2021	11	13 / 7 53.8%	-	-	1 / 0 0%	0.07	2 / 2 100%	-	3 / 1 33.3%	8 / 4 50%	-	-
Heidelberg United - Avondale Heights 1:1 23.05.2021	37	32 / 12 37.5%	-	-	1 / 0 0%	0.10	9 / 5 55.6%	1 / 0 0%	3 / 1 33.3%	19 / 6 31.6%	7 / 1 14.3%	-
Hume City - Heidelberg United 1:0 15.05.2021	28	21 / 11 52.4%	-	-	-	-	9 / 8 88.9%	-	-	8 / 3 37.5%	-	-
Northbridge Bulls - Mt Druitt Town 2:2 09.05.2021	88	65 / 36 55.4%	-	1	2 / 0 0%	0.17	33 / 26 78.8%	1 / 1 100%	2 / 1 50%	26 / 10 38.5%	2 / 2 100%	1 / 0
Mt Druitt Town - Rockdale City Suns 1:1 01.05.2021	69	48 / 20 41.7%	-	-	2 / 0 0%	0.30	18 / 11 61.1%	3 / 0 0%	5 / 2 40%	27 / 9 33.3%	5 / 1 20%	-
Marconi Stallions - Mt Druitt Town 0:2 24.04.2021	94	74 / 33 44.6%	-	-	1 / 1 100%	0.09	26 / 20 76.9%	2 / 0 0%	8 / 5 62.5%	31 / 11 35.5%	9 / 3 33.3%	-
Mt Druitt Town - Sydney United 0:0 17.04.2021	99	58 / 22 37.9%	-	-	2 / 1 50%	0.08	18 / 11 61.1%	2 / 0 0%	9 / 3 33.3%	26 / 8 30.8%	-	-
Mt Druitt Town - Sydney Olympic 2:1 03.04.2021	14	9 / 3 33.3%	-	1	-	-	3 / 2 66.7%	-	-	4 / 1 25%	-	-
Sutherland Sharks - Mt Druitt Town 4:1 27.03.2021	70	50 / 25 50%	-	-	3 / 1 33.3%	0.43	20 / 16 80%	1 / 0 0%	5 / 1 20%	22 / 8 36.4%	-	-
Mt Druitt Town - Sydney FC II 1:1 20.03.2021	97	79 / 34 43%	-	-	4 / 2 50%	0.33	27 / 19 70.4%	3 / 1 33.3%	8 / 3 37.5%	35 / 9 25.7%	4 / 0 0%	-
Wollongong Wolves - Mt Druitt Town 3:0 14.03.2021	96	86 / 32 37.2%	-	-	2 / 0 0%	0.43	22 / 17 77.3%	4 / 1 25%	7 / 4 57.1%	43 / 13 30.2%	3 / 1 33.3%	-
Mt Druitt Town - APIA Leichhardt Tigers 3:1 06.03.2021	97	72 / 35 48.6%	1	-	2 / 1 50%	0.22	24 / 20 83.3%	2 / 2 100%	10 / 7 70%	40 / 14 35%	2 / 0 0%	-
Manly United - Mt Druitt Town 1:1 26.02.2021	68	44 / 15 34.1%	1	-	4 / 2 50%	1.13	13 / 6 46.2%	-	6 / 2 33.3%	18 / 7 38.9%	1 / 1 100%	-
Mt Druitt Town - Sydney Olympic 1:1 10.10.2020	96	67 / 31 46.3%	-	1	3 / 1 33.3%	0.42	28 / 17 60.7%	2 / 0 0%	7 / 1 14.3%	28 / 10 35.7%	2 / 1 50%	-
Marconi Stallions - Mt Druitt Town 3:0 12.09.2020	84	78 / 28 35.9%	-	-	2 / 1 50%	0.63	21 / 17 81%	2 / 1 50%	6 / 5 83.3%	46 / 9 19.6%	7 / 0 0%	-
Mt Druitt Town - Western Sydney Wanderers FC II 3:1 29.08.2020	94	84 / 36 42.9%	-	1	2 / 0 0%	0.06	20 / 15 75%	2 / 1 50%	11 / 9 81.8%	41 / 17 41.5%	8 / 1 12.5%	-
Mt Druitt Town - Sydney United 4:3 22.08.2020	95	79 / 45 57%	2	1	4 / 2 50%	1.67	33 / 26 78.8%	3 / 1 33.3%	7 / 5 71.4%	34 / 15 44.1%	9 / 4 44.4%	-
Mt Druitt Town - Rockdale City Suns 0:3 15.08.2020	49	41 / 16 39%	-	-	-	-	8 / 6 75%	1 / 0 0%	4 / 2 50%	27 / 9 33.3%	-	-
Mt Druitt Town - Blacktown City 2:2 08.08.2020	96	68 / 30 44.1%	1	-	2 / 1 50%	0.65	23 / 19 82.6%	-	4 / 3 75%	33 / 9 27.3%	4 / 1 25%	-
Wollongong Wolves - Mt Druitt Town 1:0 02.08.2020	97	82 / 32 39%	-	-	2 / 0 0%	0.14	29 / 18 62.1%	2 / 0 0%	13 / 5 38.5%	41 / 12 29.3%	3 / 1 33.3%	-
Mt Druitt Town - Sydney United 0:5 08.03.2020	96	71 / 45 63.4%	-	-	1 / 0 0%	0.11	24 / 20 83.3%	5 / 2 40%	11 / 8 72.7%	32 / 20 62.5%	4 / 1 25%	1 / 0
Mt Druitt Town - Sydney FC II 1:2 01.03.2020	98	81 / 46 56.8%	-	-	2 / 1 50%	0.12	37 / 28 75.7%	6 / 1 16.7%	12 / 9 75%	31 / 17 54.8%	2 / 1 50%	-
Australia U19 - Vietnam U19 2:1 22.10.2018	34	23 / 8 34.8%	-	-	-	-	8 / 4 50%	3 / 0 0%	4 / 2 50%	7 / 3 42.9%	1 / 0 0%	-

ABILITY SPORTS MANAGEMENT



## XG (EXPECTED GOALS)

A metric that assigns to every shot a probability (based on historical stats) of how likely it is to score from the position, type of assist, preceding events etc. A modern metric that allows to study the results of the matches with more stress on predictability of moments creation and less on pure luck.

## XA (EXPECTED ASSISTS)

xA value for a pass is a value of expected goals (xG) or the shot that this pass led to.

## ATTACK CONTRIBUTION (XGCHAIN)

A metric that assigns the xG value of a shot to every player that made any action in the attack that led to the shot. A general-purpose metric for attacking contribution.

## BUILD UP (XGBUILDUP)

xGChain not counting the xG value of the actual shot and the xA value of the shot assist. This metric is most useful to evaluate player contribution in deeper-lying playmaking or buildup play.

## CROSS

A ball played from a flank of the pitch aimed to find a teammate in the area in front of the goal.

## TOUCH IN PENALTY AREA

Any action that happens in the opponent penalty area.

## FORWARD / BACK / LATERAL PASS

Passes are quantified in quadrants of 45°. The passes to the side of the field with the length more than 12 meters are considered lateral.

## LONG PASS

A targeted or untargeted pass, longer than 45 meters for a ground pass or typically longer than 25 meters for high pass.

## THROUGH PASS

Direct pass in the empty space behind the defensive line or between two or more defenders, trying to put the attacking player alone against the goalkeeper.

## KEY PASS

An important intended pass that creates a clear opportunity for scoring a goal, which is then missed by the assisted player. The key pass means the player who made it is the main creator of the clear goal situation.

## SECOND / THIRD ASSIST

A second assist is a pass that immediately leads to an assist. A third assist is a pass that leads to a second assist. Not every assist is guaranteed to have second/third assists to it.

## PROGRESSIVE RUN

A run is considered progressive if the distance before the starting point and the last touch of the player is:

- 30 meters, if starting and finishing points there are in own half
- 15 meters, if starting and finishing points there are in other halves
- 10 meters, if starting and finishing points there are in opponent half

## PROGRESSIVE PASS

A pass that moves the ball considerably forward. The minimal requirement for a progressive path progression towards opponent goal is:

- 30 meters, if starting and finishing points there are in own half
- 15 meters, if starting and finishing points there are in other halves
- 10 meters, if starting and finishing points there are in opponent half

## DEEP COMPLETION

A pass (excluding crosses) that was received in a 20-meter radius from the opponent goal line.

## CARRY

A continuous ball control by one player.

## OFF THE BALL MOVEMENT

A significant movement without the ball in an empty space.

## DEFENSIVE DUEL

A duel that happened when opponent team was in the possession of the ball.

## OFFENSIVE DUEL

A duel that happened when the player was in the possession of the ball.

## DRIBBLE

An attempt to dribble past the opposite player. The player that has the possession of the ball is using his technique, vision, feints and false moves to pass the opposite player or to find a free zone for the next action.

## LOSS

Any action that ends a possession of the current team.

## DANGEROUS LOSS

A loss on own half that leads to a shot by the opponent within 20 seconds.

## RECOVERY

Any action that ends a possession of the opposition team (the last action of this possession is a loss) and starts a possession for current team.

## TRANSITION

Active change in the possession of the ball. Depending on what third of field it took place in, it's divided into Low, Medium and High.

## ATTACK

A possession that includes at least one action in opponent's final third.

## POSITIONAL ATTACK

Any open play (i.e., not from a set piece) attack that is not considered a counterattack.

## COUNTERATTACK

An attack that includes a quick transition, attempting to get advantage of the opponent being out of positions.

## ZONE 14

A piece of final third in front of penalty area. This area is most favourable to produce dangerous attacks.